

# 2017 Report On The Status of Women in Northeast Wisconsin Political Representation

## KEY FINDINGS



Women hold 24% of elected offices in local government, about the same as statewide.

In 2016, there were only 2 women out of the 25 elected State Representatives (8%) whose Districts include some portion of the 4-county region.

### Local Government in Northeast WI

24% of local government elected offices are held by women; and 12% of leadership positions (such as Board Chair or Mayor), about the same as is found statewide.

There are over 870 elected local government offices in 141 local government units in the 4-county region. Level of representation varies by unit of government, with School Boards having the most women members and Town Boards the least.

### Most Increase

\* The share of City Council seats held by women has shown the most growth. Women hold 27% of City Council seats, versus 16% in 2010.

### Leadership

\* Women hold 23% of Mayoral seats in the region (3 of 12), compared to 10% in 2010, and double the statewide rate.

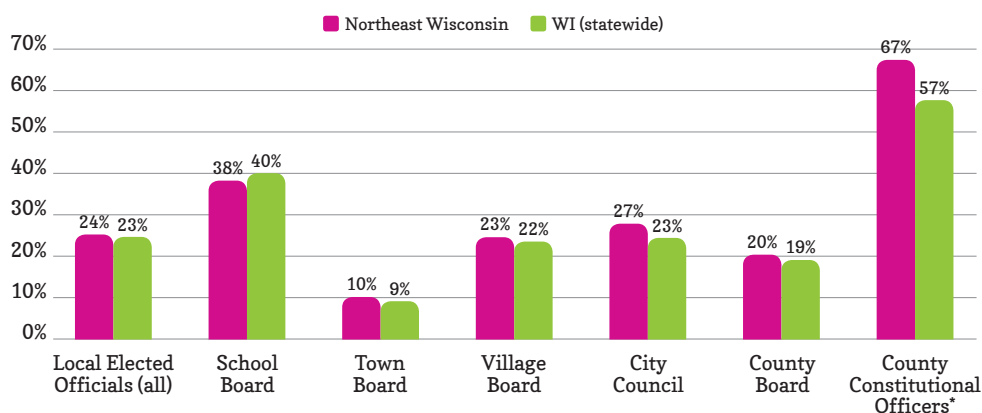
\* Women hold no leadership positions in county government (County Board Chair or Executive).

### Overall Representation

\* All County Boards and nearly all City Councils (12 of 13) and School Boards (26 of 27) have women board members.

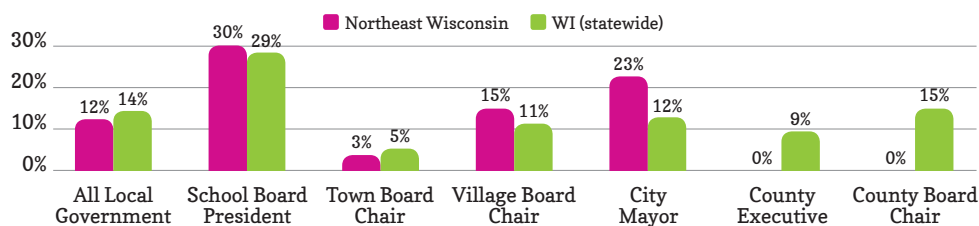
\* Women are least likely to be represented on Town Boards; and there are no women serving on 63% (44 of 77) of Town and 15% of Village Boards (4 of 27).

### Percent of Local Government Elected Offices Held by Women (2016)



What can be  
done locally  
to encourage and  
support more women  
in running for local  
government  
office?

### Leadership Seats\* in Local Government Held by Women (2016)



Note: Leadership Seats: Mayor and County Executive are elected positions, while Board Chairs and Presidents are elected from among board membership. For this purpose data have been collected for County, City, Village, Town and School District units of government in Brown, Fond du Lac, Outagamie and Winnebago Counties.

### State Legislative Representatives

In 2016, there were two women out of the 25 elected State Representatives (8%) whose Districts include some portion of the 4-county region:

- \* Representative Amanda Stuck (Assembly District 57, including parts of both Outagamie and Winnebago Counties)
- \* Representative Joan Ballweg (Assembly District 41, including a small portion of northwest Fond du Lac County)




## KEY FINDINGS

Outagamie County had the largest increase in women in local government, and now leads the region.

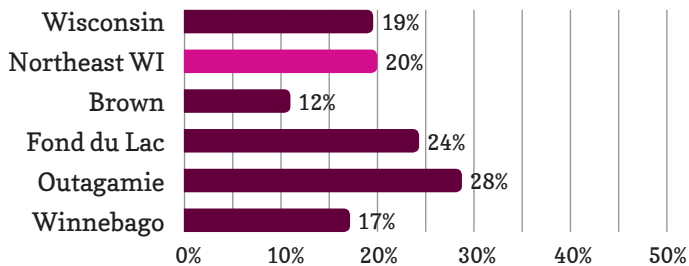
The largest gains, regionally, were for women serving on City Councils, putting the region above the corresponding statewide average.

### Percent of All Local Government Seats Held by Women in 2016 and Net Change from 2010



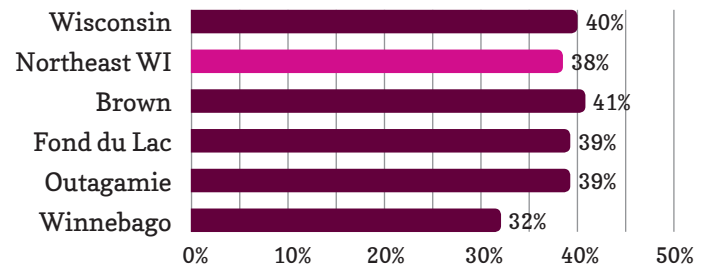
### Percent of Elected Offices Held by Women in 2016, by County and Unit of Local Government

#### County Board Seats



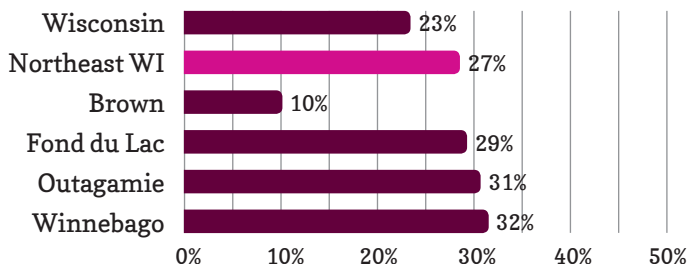
▼ -1% from 2010 in Northeast WI

#### School Board Seats



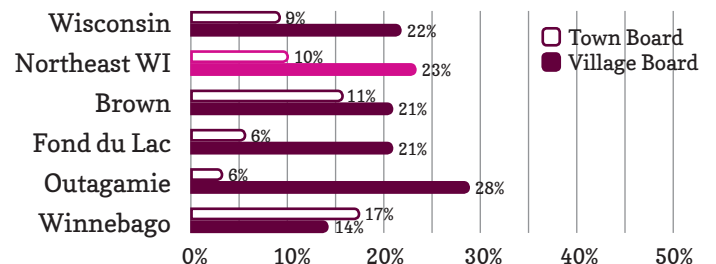
▲ +2% from 2010 in Northeast WI

#### City Council Seats



▲ +11% from 2010 in Northeast WI

#### Town and Village Board Seats (2010)



Towns ▲ +1% and Villages ▼ -3% from 2009 in Northeast WI

Sources: See Appendix

This research is a collaboration of the Women's Funds of Northeast Wisconsin.